

# AWMQS Series

A full cutoff architectural quarter sphere wall pack for specification grade outdoor applications with a wide/forward asymmetrical distribution.

## Housing

Die-cast aluminum construction with hinged door for easy servicing by loosening two stainless steel screws on the side opposite the integral hinges. One-piece silicone gasket provides watertight operation.

## Optics/Lens

One piece anodized aluminum specular reflector can easily be removed by loosening screws to gain access to ballast components. Tempered clear glass lens with silicone gasket is secured to door with stainless screws. Also available in 20W White LED.

## Electrical

Socket is medium base porcelain 4kv pulse rated. HID ballast is up to 50W/175W high pressure sodium or metal halide core and coil, NPF or HPF.

## Surface Wall Mounting

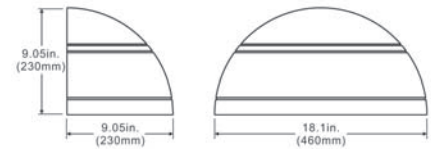
Heavy-duty galvanized steel plate mounted to the wall. Fixture assembly slips over mounting plate for easy and quick mounting to standard J-boxes. Built-in leveling gauge is provided for TRUE LEVEL mounting.

## Finish

Standard finish is thermoset bronze powder coating. Other optional finishes available on request.

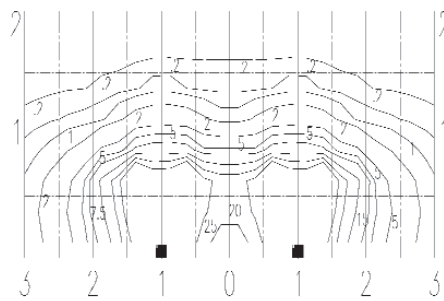


Suitable for wet locations  
Lamp included



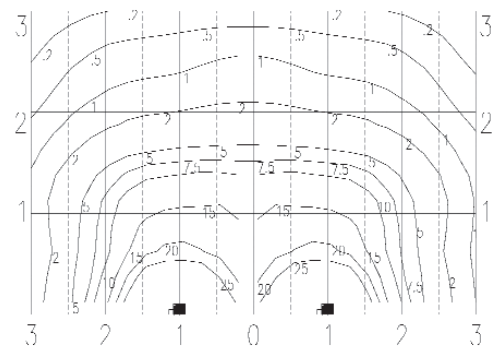
Mounting Height Conversion		Wattage Conversion		
Height Ft.	Multiplier	Watts	Multiplier	
8	1.56	70	MH	HPS
10	1.00	100	0.36	0.39
12	0.69	150	0.58	0.68
14	0.51	175	0.90	1.14
16	0.39		1.00	—

175W MH ED17 Med. Clear  
ISO Footcandela Chart  
Option-3: Wide Throw



Note: 2 units are spaced 20 ft. apart, mounted at 10 ft. M.H.

175W MH ED17 Med. Clear  
ISO Footcandela Chart  
Option-4: Forward Throw



Note: 2 units are spaced 20 ft. apart, mounted at 10 ft. M.H.

Ordering Example								
Unit	Photometrics	Mounting	Wattage	Lamp Style	Voltage	Ballast Style	Finish	Options
AWMQS	3	9	50	H	120	H	BZ	EM
Architectural Wall Pack	3 - Wide Throw FT - Fwd Throw	9- Wall Mount	1 - 26, 32, 42W 2 - 26, 32, 42W 50 - 50W 70 - 70W 100 - 100W 150 - 150W 175 - 175W 1TNMF*	H - Metal Halide LS - High Pressure Sodium CFL - Compact Fluorescent W-WHITE LED	120 208 240 277 4MT	H - HPF N - NPF L-LED Driver	BZ - Bronze	EM (EM Qz Rel.) SIF (1 fuse) DIF (2 fuse) BP (Emergency Battery Backup for CFL)
*120V Only								

