


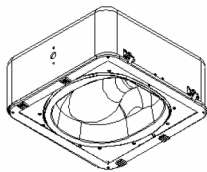
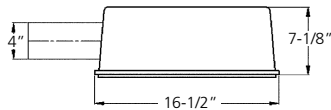
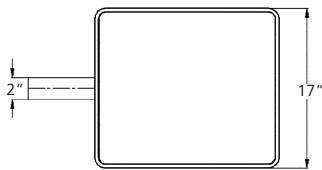
# Roadway Area Light (RAL)



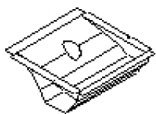
Suitable for wet locations  
Lamp included 



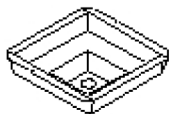
Shown with optional yoke mount  
and forward throw optics



Photometric Type-3



Photometric Type-FT



Photometric Type-5  
(175W max.)

### Roadway Area Light Specification

RAL is a multi-purpose luminaire for roadways and entrance ways, parking lots and general purpose area lighting. Type III, V and FT. Available with arm, yoke or adjustable knuckle for 2" pipe tenon (2-3/8" O.D.).

### Housing

Die-cast aluminum construction with hinged door for easy servicing by loosening two stainless steel screws on the side opposite the hinges. Integral hinges with stainless steel pins enable the door to be easily removed. One-piece silicone gasket provides weather-proof and dust-tight operation.

### Optics/Lens

Semi-specular anodized aluminum reflector provides smooth uniformity and can easily be removed by loosening two screws to gain access to ballast components. Tempered clear glass lens with silicone gasket is secured to door with eight (8) stainless side-mounted clips.

### Electrical

Socket is mogul base porcelain (250W-400W) or medium base(150W/175W) 4kv pulse rated. All ballasts are high power factor rated for -20°F starting. Fixtures must be grounded in accordance with local codes or NEC.

### Optional Mounting

**Straight Arm(12"):** One-piece extruded aluminum arm with internal bolt guides secures luminaire to pole with internal all-thread rods. Specify dia. of round pole for arm to be radiussed. 2" Slip-Fit

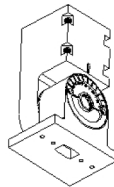
**Mount Knuckle:** Heavy-duty die-cast aluminum assembly slips a 2" pipe (2 3/8" O.D.) tenon. Knuckle has angle indicators for ease of aiming.

**Yoke:** Heavy-duty formed aluminum yoke with two-hole mounting. Sturdy side bolts firmly secure fixture to yoke after aiming.

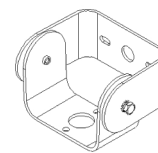
### Finish

Standard finish is thermoset bronze powdercoating.

### Mounting Type and Accessory



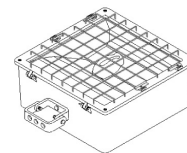
Knuckle Mount w/Slip Fitter



Yoke Mount



House Side Shield



Wire Guard

### Ordering Example

Unit	Wattage	Photometrics	Mounting	Lamp Type	Voltage	Options/Accessory
RAL	2	3	1	H	4MT	HS
RAL	2 - 150W	3	1 - Yoke Mount	H - Metal Halide	4MT	HS - Houseside Shield
	3 - 175W	FT	4 - Knuckle Mount	LS - High Pressure Sodium	120, 208, 240, 277	WG - Wire Guard
	4 - 250W	5 - 175 max.	6 - 12" Arm Mount	PS - Pulse Start Metal Halide		
	6 - 400W					
	320 - 320W					
	350 - 350W					

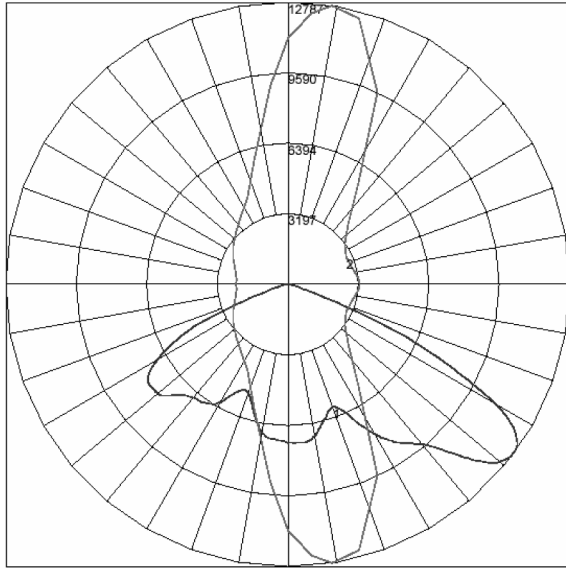


# RAL Series

## Photometrics

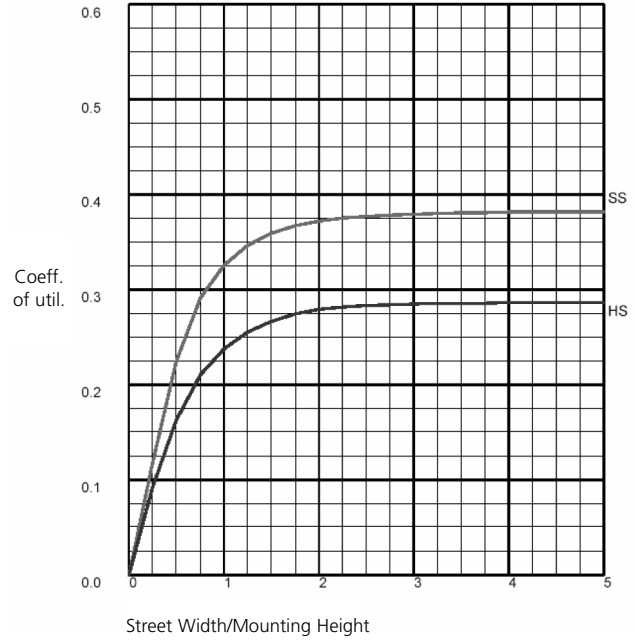
LTL Test No: 08285  
 Lamp: 400 Watt MH BT37 Clear, Mogul Base  
 Lumens: 32,000  
 Distribution: Asymmetric (Type-III)

Polar Graph



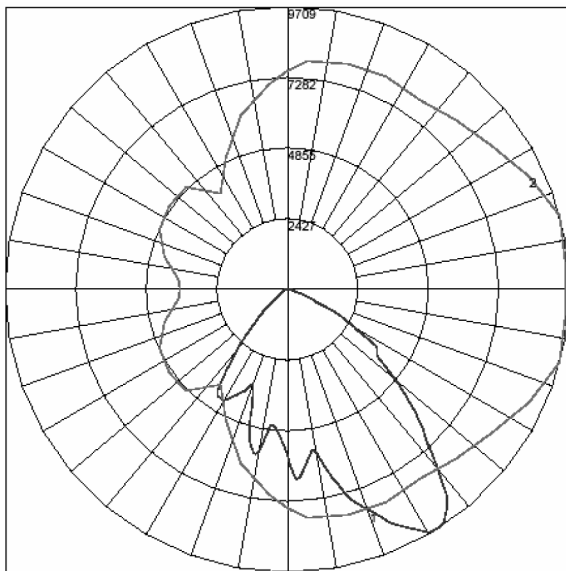
Maximum Candela = 12787 Located at Horizontal Angle =81 Vertical Angle =53  
 #1 - Vertical Plane Through Horizontal Angles (81-261) (Through Max. Cd)  
 #2 - Horizontal Cone Through Vertical Angle (53) (Through Max. Cd)

Coefficients of Utilization



LTL Test No: 08284  
 Lamp: 400 Watt MH BT28 Clear, Mogul Base  
 Lumens: 32,000  
 Distribution: Forward Throw (FT)

Polar Graph



Maximum Candela = 9709 Located at Horizontal Angle =15 Vertical Angle =32  
 #1 - Vertical Plane Through Horizontal Angles (15-195) (Through Max. Cd)  
 #2 - Horizontal Cone Through Vertical Angle (32) (Through Max. Cd)

Coefficients of Utilization

